



# CAROLINE HASLETT'S GUIDE TO USING GOOGLE CLASSROOM

1

## OPEN YOUR BROWSER

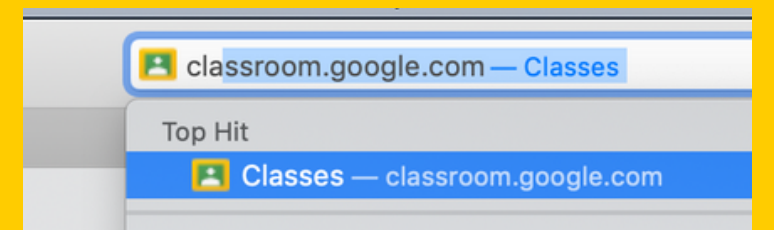
Open up your internet browser by clicking on the internet icon. (This could be Firefox, Google Chrome, Internet Explorer, safari etc., Google Chrome works the best.



2

## SEARCH FOR CLASSROOM

Type 'classroom' into your browser and click on the first link. Alternatively type the URL  
<http://classroom.google.com>



3

## LOGIN USING A CAROLINE HASLETT ACCOUNT

The children should use their online profile to login. This will be their [username@carolinehaslett.milton-keynes.sch.uk](mailto:username@carolinehaslett.milton-keynes.sch.uk)

The password is the same one you log into the computer at school with.

A username may be a first name, first name and surname initial or first name initial and surname,

4

## SELECT YOUR CLASS.

Click on the child's virtual classroom. Documents can be loaded and uploaded from this area. Please adhere to the rules at the top of the page.

## FOR ASSISTANCE WITH ANY ISSUES CONTACT

[SCHOOLOFFICE@CAROLINEHASLETT.MILTON-KEYNES.SCH.UK](mailto:SCHOOLOFFICE@CAROLINEHASLETT.MILTON-KEYNES.SCH.UK)

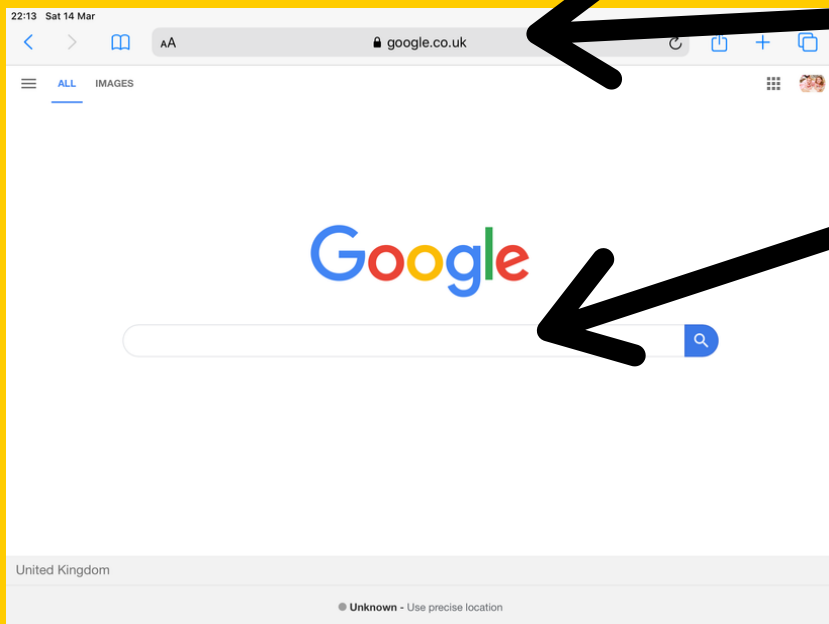
# CAROLINE HASLETT'S GUIDE TO USING GOOGLE CLASSROOM (HELPFUL SCREEN SHOTS).

1



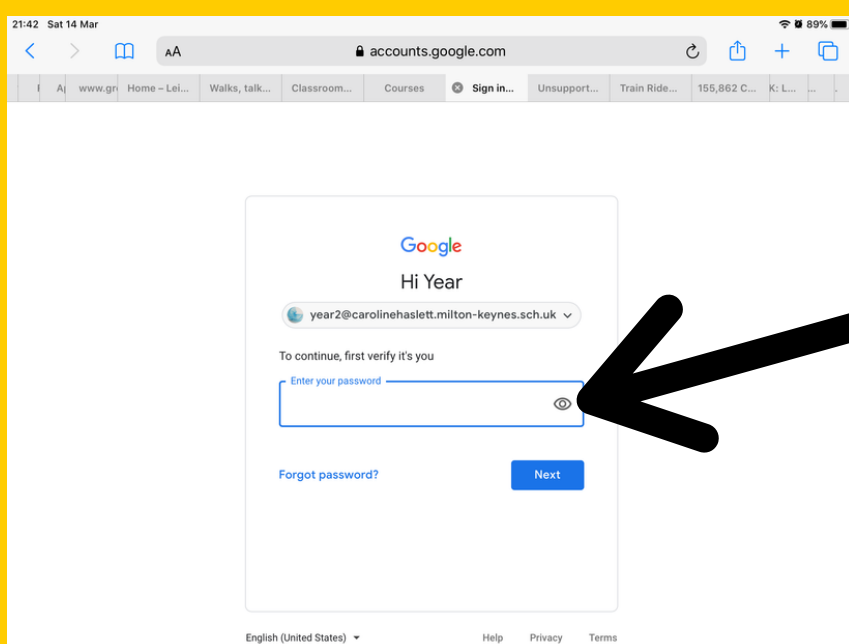
Select  
browser

2



Search 'classroom' here  
or here

3



Type your username  
and password here.

Click on your class  
name.

Your school work  
should appear in this  
feed

4

