


## Caroline Haslett Primary School - History Knowledge Organiser

<b>Topic:</b> Technology	<b>Spring Year:</b> 2	<b>Changes within living memory</b>
<b>Knowledge</b>		<b>New Vocabulary</b>
<ul style="list-style-type: none"> <li>● Some events we learn about in History happened hundreds and hundreds of years ago.</li> <li>● Some events happened more recently, when our grandparents, parents or even we were born.</li> <li>● Our parents and grandparents are older than us, so have experienced more changes in their lives.</li> <li>● Lots of things we have, things we do and things we use have changed over the last century and even the last decade.</li> <li>● There have been many advances in technology that have led to differences in our daily lives.</li> <li>● To be good historians, we need to understand the chronology of these changes.</li> <li>● Artefacts are objects that we can use to make observations/find out information about the past</li> </ul>		<p><b>Artefacts:</b> objects of significance that can give us important information</p> <p><b>Century:</b> equal to one hundred years</p> <p><b>Chronology:</b> the order of events in time</p> <p><b>Decade:</b> equal to ten years</p> <p><b>Development:</b> the process of something changing</p> <p><b>Differences:</b> the condition of being different from or not like</p> <p><b>During:</b> throughout the entire time of</p> <p><b>Observation:</b> noticing a fact or new information</p> <p><b>Present:</b> existing as this time</p> <p><b>Similarity:</b> likeness</p> <p><b>Technology:</b> devices which are the result of scientific knowledge being used for practical purposes.</p>




### Possible Activities

- Create a timeline showing key changes in the development of technology including dates. Use words such as before, after, past, present, then and now to describe their chronology.
- Describe what life was like when your parents were little and the similarities and differences.
- Describe what life was like when your grandparents were little and the similarities and differences.
- Describe how technology has changed over the last century - bring in pictures or real artefacts to show what your parents and grandparents used.
- Use these sources of evidence to make observations about the past - comparing materials for example.
- Interview your parents/grandparents to find out what gadgets they had when they were your age.
- Research some things that happened before your parents/grandparents were born and place these on your timeline.

### Key Resources / Images



Timeline

<b>Historical Skills</b>	
<b>Chronological understanding</b>	<ul style="list-style-type: none"> <li>• Sequence an event beyond living memory.</li> <li>• Recount changes that have occurred in their own lives.</li> <li>• Use words and phrases such as: a long time ago, recently, when my parents/carers were children, years, decades and centuries to describe the passing of time.</li> <li>• Describe memories of key events in lives.</li> <li>• Confidently use past and present.</li> </ul>
<b>Historical knowledge and understanding</b>	<ul style="list-style-type: none"> <li>• Use information to describe the past.</li> <li>• Use information about the past to describe the differences between then and now.</li> </ul>
<b>Historical interpretation</b>	<ul style="list-style-type: none"> <li>• Observe or handle evidence to ask questions and find answers to questions about the past.</li> </ul>
<b>Historical enquiry</b>	<ul style="list-style-type: none"> <li>• Answer questions about the past by making simple observations from historical sources.</li> <li>• Asks and answers simple questions such as: 'what was it like for...?'</li> </ul>
<b>Historical organisation and communication</b>	<ul style="list-style-type: none"> <li>• Describe historical events and record what they have learned.</li> </ul>